

# LED MICROWAVE SENSOR DOWNLIGHT

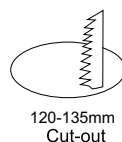
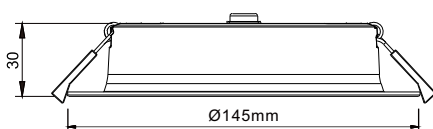
## Product Features

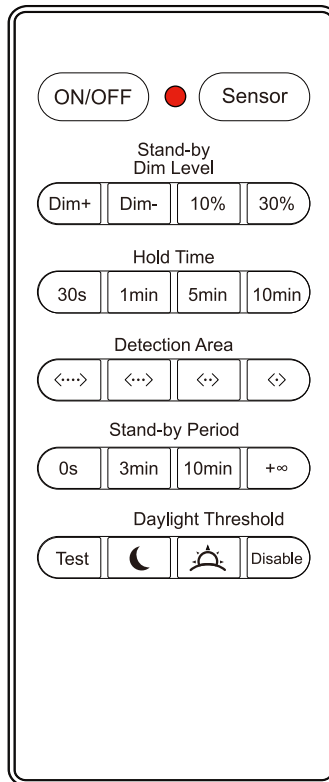
- IP54 Rating.
- Flicker free.
- Anti-glare design, UGR<19.
- Super slim SMD downlight.
- Microwave sensor.
- Interchangeable CCT (3000K+4000K+5700K) with A slide switch.
- For home, office, store, super market, cafes, exhibition, halls, museum hotel, restaurant etc.



## Technical Specification

Model	AL5008-WHTC12S02-TS
Watts	12W
Input Voltage	AC220-240V 50/60HZ
Colour Temp	3000K/4000K/5700K
Lumens Output	1575lm
CRI	Ra>90
SDCM	< 6
Size	Ø145x30 mm
Cut-out	Ø120-135 mm
IP Grade	IP 54
Beam Angle (°)	73°
Light Source	SMD
Dimmable	0-10V & Resistance & PWM
Housing Colour	White





Remote Control Keys	Introduction to Keys	Key Function
ON/OFF	always on, always off	Press 'ON/OFF' key, the load light enters the mode of always on/always off, the induction function is cancelled, and there is a power failure memory function, i.e.: in the mode of always on load light, the load light enters the mode of always on; in the mode of always off load light, the load light enters the mode of always off after 2s.
Sensor	Sensor function	Recovery sensor
Dim+	Brightness increase	Pressing this button continuously increases the brightness by 5% each time. Adjusts the brightness at full brightness. still available in ON/OFF mode.
Dim-	Brightness decrease	Pressing this button continuously increases the brightness by 5% each time. Adjusts the brightness at full brightness. still available in ON/OFF mode.
Stand-by Dim Level	Low Brightness	10%,30%
HoldTime	Full brightness time	30s,1min,5min,10min
DetectionArea	Sensitivity setting	100% ↔ , 75% ↔ , 50% ↔ , 25% ↔
Stand-by Period	Guard Time	0s , 3min, 10min, +∞
Test	Test Switch	Press the Test button and the light delays for 2 seconds to switch off. Returns to last sensing setting after power failure.
DaylightThreshold	Brightness Threshold	15lux ☾ , 50lux ☀ , Disable