



CLD CT

CCT ADJUSTABLE CEILING LIGHT

The CLD CT range of LED diffused ceiling luminaires bring a touch of simple elegance to the home or office. But don't be fooled by outward appearances; beneath this innocent facade lies the real power of CLD - adjustable colour temperature from 3000 K to 5000 K. No more will designers and installers have to juggle multiple models for various locations on site - with CLD, CCT selection is as easy as flicking a switch.* Additional benefits include the simplification of purchasing, picking and packing, storage, and the peace of mind that comes from the removal of one more hassle.

The UV stabilised polycarbonate opal diffuser produces a soft relaxing glow that disperses over a wide area. Round and square fittings are available in 12 W, 18 W and 24 W models, making CLD well suited for applications requiring a gentle, truly variable light source.

(* CCT selection is made prior to installation)

FEATURES

- » 12 W, 18 W and 24 W models
- » CCT selectable: 3000 K - 5000 K
- » Coloured trim or plain
- » Simple elegant design
- » Non-dimmable
- » IP20 rating
- » Quick and easy installation

APPLICATIONS

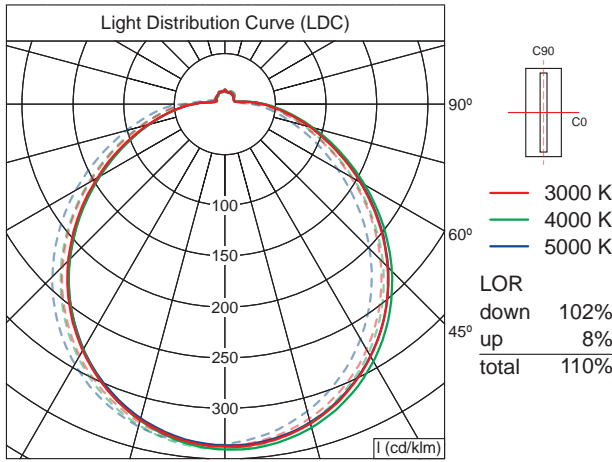
- » Offices, meeting rooms
- » Domestic environments
- » Motel / hotels
- » Schools
- » Other dry indoor places

SPECIFICATIONS

Model	CLD12WCTxx			CLD18WCTxx			CLD24WCTxx		
Diameter (nom)	250 mm			300 mm			400 mm		
Power	12 W			18 W			24 W		
Supply Voltage	200 - 240 VAC, 50 / 60 Hz								
CCT	3000 K	4000 K	5000 K	3000 K	4000 K	5000 K	3000 K	4000 K	5000 K
Lumen Output	927 lm	1075 lm	987 lm	1447 lm	1666 lm	1507 lm	2112 lm	2476 lm	2309 lm
Efficacy	77 lm/W	89 lm/W	82 lm/W	80 lm/W	92 lm/W	84 lm/W	88 lm/W	103 lm/W	96 lm/W
Power Factor	> 0.9								
CRI	> 80								
L70 Lifetime	40,000 hrs								
Colour (xx)	01 = White Trim; 05 = Chrome Trim; 00 = no Trim								





LIGHTING DATA



CLD12WCT0125

Utilisation Table (TM5)				CLD12WCT01.IES							
Reflectances			Room Index								
C	W	F	0.75	1.0	1.25	1.5	2.0	2.5	3.0	4.0	5.0
70	50	20	58	69	77	83	91	96	100	105	109
			59	70	78	83	91	97	101	106	110
			58	69	77	83	90	96	100	105	109
70	30	20	49	60	68	74	83	89	94	100	104
			50	61	69	75	84	90	95	101	105
			49	60	68	74	83	89	94	100	104
70	10	20	43	54	62	68	77	84	88	95	100
			43	54	62	69	78	84	89	96	101
			43	54	62	68	77	84	88	95	100
50	50	20	56	66	73	78	86	91	94	99	102
			56	67	74	79	87	92	95	100	103
			56	66	73	78	86	91	94	99	102
50	30	20	48	58	66	71	80	85	89	95	99
			48	59	66	72	80	86	90	96	100
			48	58	66	71	79	85	89	95	99
50	10	20	42	52	60	66	74	80	85	91	95
			43	53	61	66	75	81	86	92	96
			42	52	60	66	74	80	85	91	95
30	50	20	53	63	70	74	81	86	89	94	97
			54	63	70	75	82	87	90	95	98
			53	63	69	74	81	86	89	94	97
30	30	20	46	56	63	69	76	81	85	90	94
			47	57	64	69	77	82	86	92	95
			46	56	63	68	76	81	85	90	94
30	10	20	41	51	58	64	72	77	81	87	91
			42	52	59	64	72	78	82	88	92
			41	51	58	64	72	77	81	87	91
0	0	0	38	47	54	59	66	72	75	81	84
			38	48	55	60	67	72	76	81	85
			38	47	54	59	66	71	75	80	84
BZ-class			5	5	5	5	5	5	5	5	5
			SHRnom : 1.25				SHRmax : 1.456				

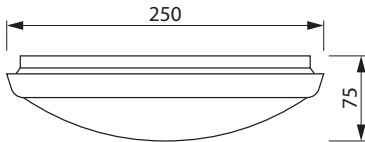
CCT ADJUSTMENT



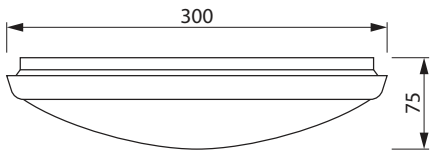
(cover removed)

DIMENSIONS

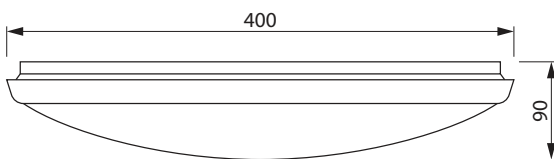
CLD12WCT0125
CLD12WCT0525



CLD18WCT0130
CLD18WCT0530

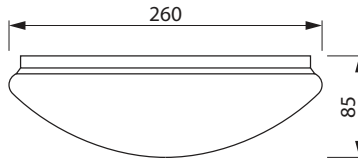


CLD24WCT0140
CLD24WCT0540

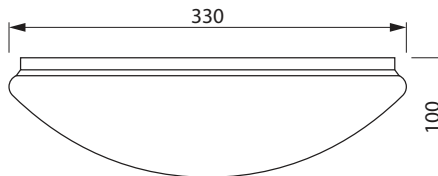


00 = No trim
01 = White trim
05 = Brushed chrome trim

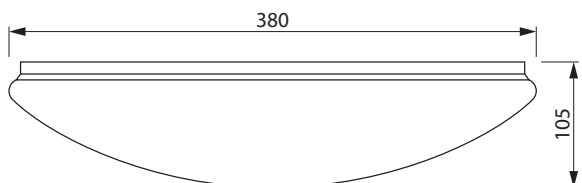
CLD12WCT0026



CLD18WCT0033



CLD24WCT0038



Characteristics and specifications may change without notice. All electrical installations / connections should be carried out by a competent person at all times. Application images are indicative only and may not contain actual Davis product. The information contained in this publication is typical and must not be interpreted as a guarantee of individual product performance.

AUSTRALIA

HEAD OFFICE: Tel: +61 (7) 3712 8988 Fax: +61 (7) 3272 8988
SALES OFFICES (all states): 1300 851 001

E-mail: australia@davislighting.com
Website: www.davislighting.com